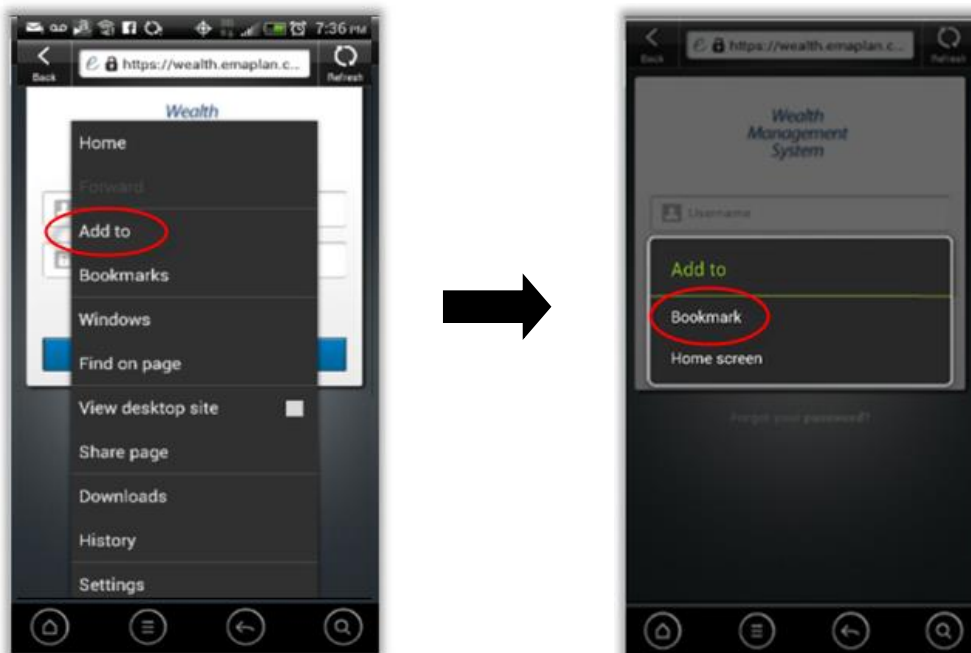


In this user guide, we will demonstrate how to create a bookmark on an HTC Android Device.

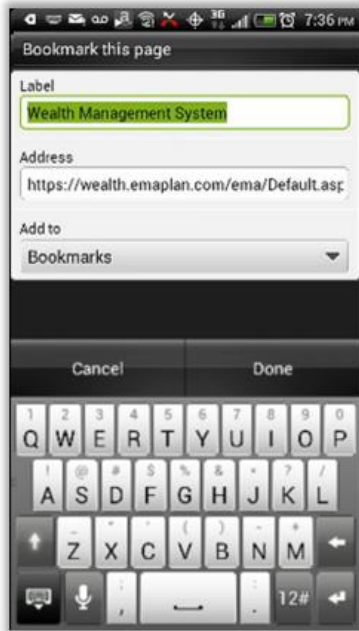
- 1) Open a browser on your HTC Android Device.
- 2) Type in the URL address: <https://wealth.emaplan.com/ema/ria/clearfinancialadvisors>




- 3) While viewing the webpage, press  at the bottom of the screen, and then tap **Add to > Bookmark**.



- 4) Edit the bookmark name if needed, and then tap **Done**.



- 5) Press  at the bottom of the screen again, and then tap **Add to > Home Screen**.



- 6) The icon should now appear on the Home Screen.